


# PD3000 PNEUMATIC DRILL

**3** | 2016  
PD3000

## Power. Reliability. Safety.

The robust PD3000 delivers high-torque performance to quickly drill more holes in less time!



### POWER

#### Robust 3.0 Hp Motor:

- Produces 30% more power than similar drills.
- Drills holes up to 1.5 inch (38.1 mm) diameter.
- Faster spindle speed in the cut.
- Higher metal removal rate.
- Reliably drills through tough metals like HY80 steel.

### RELIABILITY

**High quality gear set** is more robust than similar drills, fully supported by two bearings, and will last through years of heavy use. This results in longer run times and a longer life span for the drill.

**Integral clutch system** – The PD3000 uses a clutch system rather than shear pins which prevents the drill from damaging itself in a stall condition, increases uptime, and extends the life of the drill.

**Dedicated chip wiper** significantly reduces the amount of chips entering the gearbox which reduces downtime and keeps the drill in action.

**Innovative shut-off mechanism** protects the drill from damage due to accumulated chips.

**Automatic retract** system is self-cycling. Mount it, and push go! The depth collar determines the hole depth and automatically triggers a retract cycle. The drill retracts 10 times faster than the drill feed rate.

**Manual retract** capability allows chip clearance.

**Compatible with common air feed drill bushings** - the drill can be used with existing drill templates.

### SAFETY

**Low pressure drop-out** prevents unintended re-starts after loss of supplied air pressure.

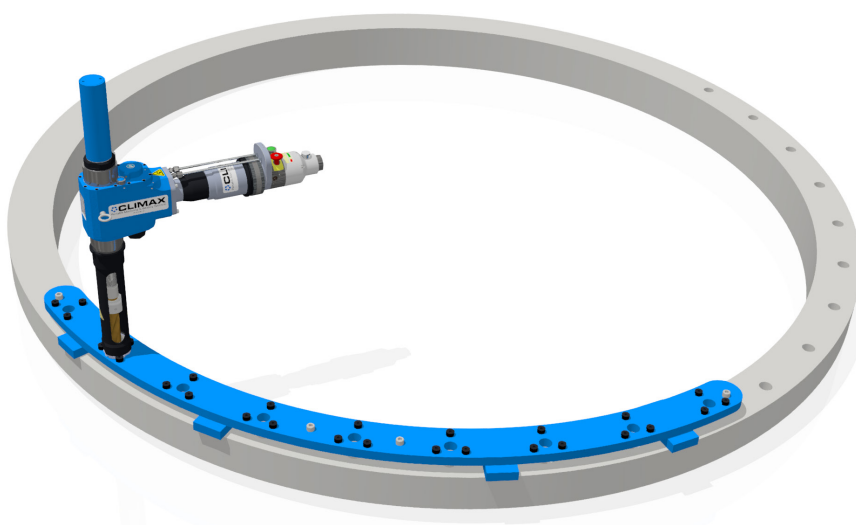
**Compact Design** make set-up, transport and storage quick and easy.

# SPECIFICATIONS

	US	Metric
Power and Utility Information		
Recommended operating pressure	80 - 90 psi	5.5 - 6.0 bar
Required air flow	71 scfm	2,000 slpm
Minimum hose/inlet size	3/4 inch	19 mm
Power input	3.0 Hp	2.2 kW
Performance Characteristics		
Feed rate	0.003 or 0.006 ipr	0.076 or .152 mmpr
Maximum cutting depth	6.5 inches	165.1 mm
Spindle size	Morse taper #3	
Drill size	0.69 – 1.5 inch	1.75 - 38.1 mm
Spindle speed	Variable, 300 RPM free speed	
Measures		
For machine dimensions, please refer to dimensional drawings		
Machine Weight Total	53 lb	24kg
Machine weight with motor removed	38 lb	17kg
Crate dimensions (WxDxH)	28.5x17.5x10.75 inches	723.9x444.5x273 mm

## Testing Data

Internal Testing Performance Results	Test 1 (HY80)	Test 2 (HY80)	Test 3 (Low Carbon Steel)	Test 4 (Low Carbon Steel)
Depth of Cut	3 inches (76.2 mm)	3 inches (76.2 mm)	3 inches (76.2 mm)	3 inches (76.2 mm)
RPM	180 rpm	125 rpm	185 rpm	180 rpm
Feed	.003 in/rev (0.076 mm)	.003 in/rev (0.076 mm)	.003 in/rev (0.076 mm)	.003 in/rev (0.076 mm)
Diameter of Cut	15/16 inches (23.8 mm)	1.375 in (34.9 mm)	15/16 inches (23.8 mm)	1.375 in (34.9 mm)
Type of Tool	Carbide spade drill	Carbide spade drill	Carbide spade drill	Carbide spade drill
MRR	0.5 in <sup>3</sup> /min (8.2 cc)	0.4 in <sup>3</sup> /min (6.6 cc)	0.5 in <sup>3</sup> /min (8.2 cc)	0.7 in <sup>3</sup> /min (11.5 cc)
Time	3:20	4:47	3:10	3:20



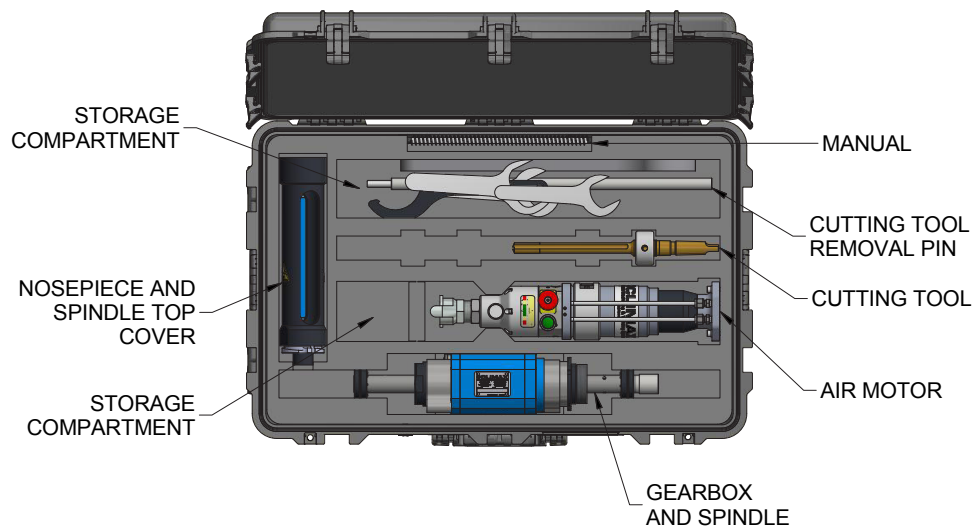
All dimensions should be considered reference. Contact your Climax Representative for precision dimensions. Specifications are subject to change without notice. There are no systems or components on this machine that are capable of producing hazardous EMC, UV or other radiation hazards. The machine does not use lasers nor does it create hazardous materials such as gasses or dust.

# TOOL CONFIGURATIONS

To order your Pneumatic Drill, simply select the feed rate option for your machine.  
Everything you need comes standard, no other attachments needed!


Feed Rate - 0.003 inch/rev (0.076 mm/rotation)  
Feed Rate - 0.006 inch/rotation (0.152 mm/rotation)

PN 93000  
PN 96000



## OPERATIONAL DIMENSIONS

Dimensions in Inch (mm)



# CLIMAX TRAINING AND SUPPORT

CLIMAX has been teaching the fundamentals and fine points of portable machine tool operation for practically as long as we've been inventing and building the tools.

We offer several training facilities across the United States - the Global Learning Center, situated in our corporate headquarters near Portland, Oregon and Houston, Texas Training Facility. All facilities offer training for machine tool operators on safety and machine setup and operation. Trainees also receive technical tips and tools to improve operational efficiencies, with the vast majority of every program devoted to hands-on activities and skill development.

The CLIMAX instructional team includes specialists in shipbuilding, power generation, civil engineering, bridge re-building, petrochemical and other industries.

Whether it's a regularly scheduled course at one of our training facilities, or custom curriculum conducted at your facility, your machinists will benefit from courses developed by some of the most respected authorities in the business.

Call us today to register for a regularly scheduled class, or talk to us about how we can customize a training program for your specialized application.



## Call CLIMAX for:

### Rentals

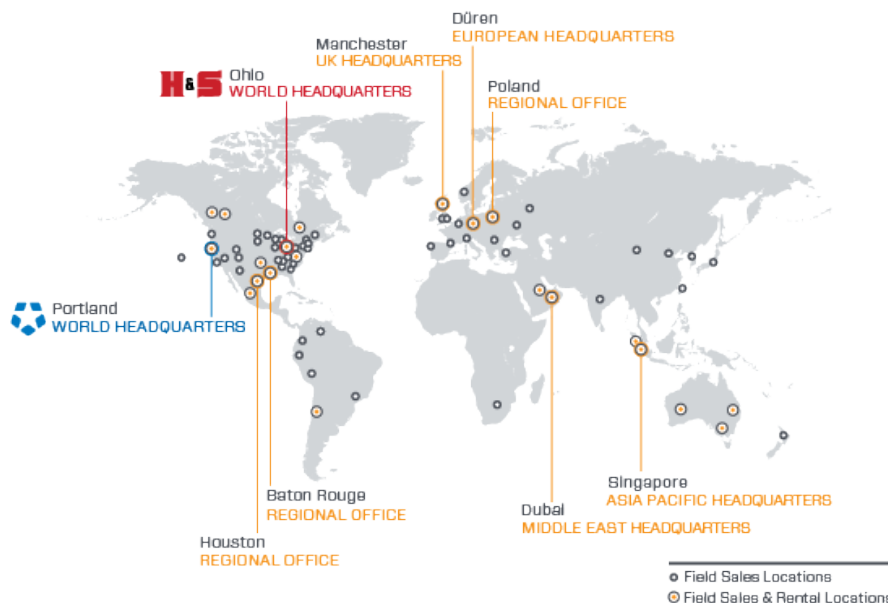
With worldwide rental depot locations, you are never far away from a CLIMAX tool.

### On-site Training

Need some refresher courses in setting up and operating your CLIMAX machine tool?

### Custom Projects

CLIMAX has been solving complicated machining, welding and valve testing problems for our customers since 1966



Connect with us: [f](#) [t](#) [in](#) [g+](#)

Distributed by:

### Practical Tools Inc.

P.O. Box 233  
Aurora, Ontario L4G3H3  
905-727-0014 / 888-847-8880  
email: practicaltools@bellnet.ca

### World Headquarters

2712 E. Second Street  
Newberg, Oregon 97132  
USA