


MODEL 15**LARGE-DIAMETER PIPE WELD HEAD
FROM 3 IN (76MM) TO UNLIMITED SIZES****AMI**
ARC MACHINES, INC.®*The widest range of orbital welding equipment in the world*

The Model 15 is a rugged, precision weld head with low radial and axial clearance for GTAW welding of all pipe sizes from 3 inch (76 mm) OD pipe up to an unlimited size, including flat plate. It is primarily designed for field use where exceptional weld quality and consistent results are required.

The Model 15 features rotation, wire feed, automatic voltage control, cross-seam steering and torch oscillation. It is available in many standard configurations, and can be retro-fitted or customized with numerous application-specific accessories to accommodate almost every need. The Model 15 is just one element of an automated pipe welding system. Combine with a torch assembly, precision guide rings, AMI power supply, and other options to configure a complete system suitable for your specific welding application.

QUICK SPECS

AVC Stroke
1.75" (44 mm)

Torch Oscillation Stroke
1" (25,4 mm) maximum

Wire Feed Speed
5 - 200 IPM

Travel Speeds
0.1 - 20 RPM

Tungsten Size
3/32", 1/8" or 5/32"
(2,3 mm, 3,2 mm, or 4 mm Ø)

Filler Wire
0.020" - 0.045"
(0,5 mm or 1,1 mm Ø)

Wire Spool
2 lbs. or 4" Ø standard spool
(1 kg or 100 mm Ø spool)

Torch Cross-Seam Steering Range
2.00" (50 mm)

Weight with "A" Torch
18 lbs. (less cables)
(8 kg)

OD Range
3" - flat
(76,2 mm — flat)

ID Range
18" or larger
(457 mm to larger)
(adapter required)

Torch
Water-cooled, 300 A DC
100% Duty Cycle



- ⇒ Single or dual wire feeder options
- ⇒ Special options are available
- ⇒ Compatible Power Supplies: **M227 and M415**



MODEL 15 LARGE-DIAMETER PIPE WELD HEAD

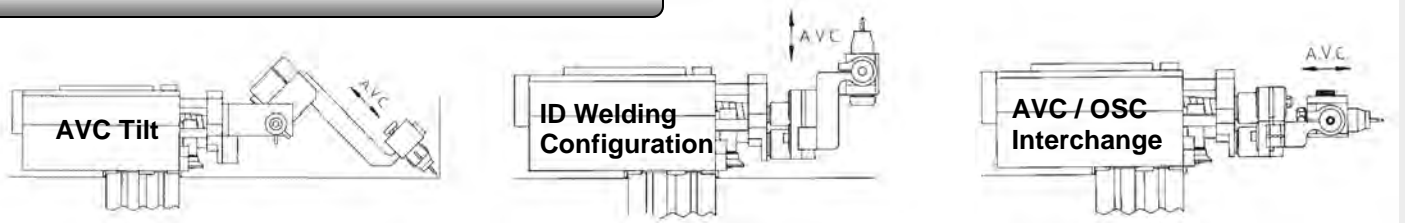
STANDARD TORCH FEATURES

- Cross-seam torch tilt (in/out).
- Electrode-to-wire nozzle height adjustment.
- Wire nozzle cross-seam adjustment.
- Lead/lag adjustment.
- Wire nozzle entry angle adjustment.
- Wide variety of gas cups and gas lenses.
- Spring-loaded mount to prevent accidental breakage of torch parts.



BENEFITS	Single-Wire Entry Model 15 "A" torch	Dual-Wire Feed Model 15 "C" torch	Remote Viewing Model 15 "P" torch
Excellent visibility of filler wire position	✓	✓	✓
Accessories for up to 5.0" wall	✓	✓	✓
Wire size range from 0.020" to 0.045"	✓	✓	✓
Water-cooled, 300 A torch	✓	✓	✓
Type HW 20, 17 or 27 gas lenses and gas cups	✓	✓	✓
Addition of filler wire while welding in either direction		✓	✓
Remote-controlled wire feed nozzle manipulators			✓
Video system for remote operation and observation of the weld zone from leading and trailing directions			✓

OPTIONAL CONFIGURATIONS



*Leaders & Innovators in
Automated Orbital Welding*



For further information please visit our website



www.arcmachines.com sales@arcmachines.com

HEADQUARTERS
Arc Machines, Inc.

10500 Orbital Way
Pacoima, CA 91331 U.S.A.

Distributed by:
Practical Tools Inc.
P.O. Box 233 Aurora, Ontario L4G 3H3
905-727-0014 / 888-847-8880
email: practicaltools@bellnet.ca